

ATX-1125BTA-R300



Features

ATX12V Rev. 1.2 & ATX Backward Compliant
High Efficiency
Remote On/Off
Power good TTL Signal

Short Circuit, Over Current & Voltage Protection
IAPC, Wake-On-LAN Technology Ready
Auto-Sensing Thermal Control
Low Acoustic Noise

Specifications

Applies for

All Intel Processors up to P4-HT
All AMD Processors up to Athlon 64/FX

Electrical Specifications

Input Voltage	115 ~ 230 VAC Manual Select
Frequency	47 ~ 63 Hz
Input Current	10 Arms @ 115 VAC 5.0 Arms @ 230 VAC
Holdup Time	> 14 ms @ Full Load

Environmental Specifications

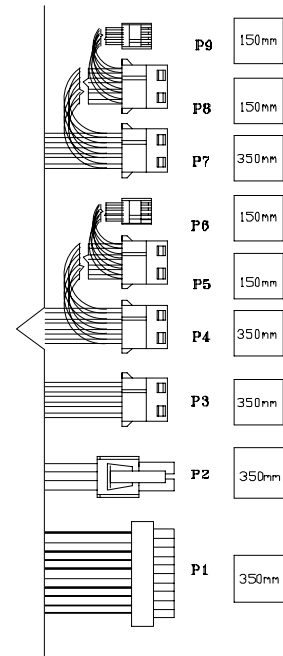
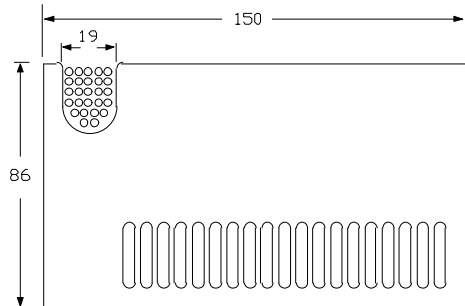
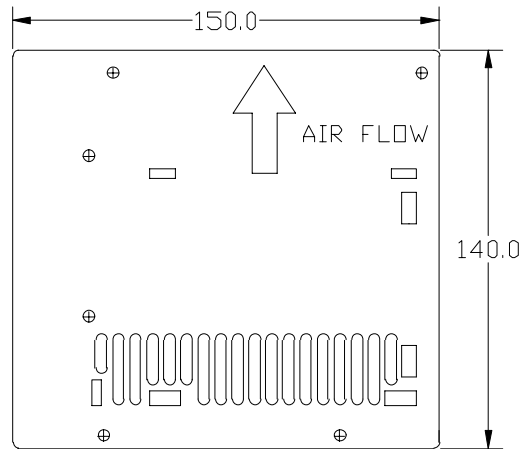
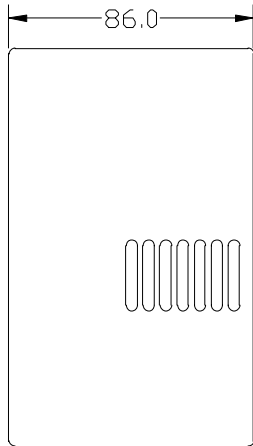
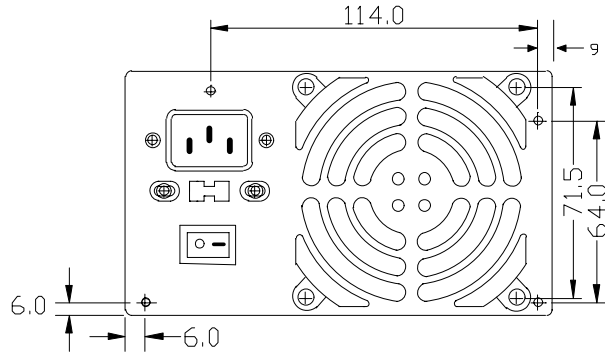
Operating/Storage Temp.	10~50°C/-20~60°C
Operating/Storage Humidity	85% / 95%
Operating/Storage Altitude	10,000/50,000 FT
MTBF	100,000 HRS
Safety Approvals	UL/CUL, CB, TUV

EMC Regulations FCC, CE

Output Specifications

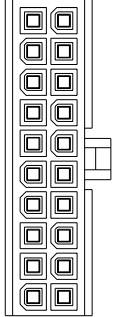
Voltage	Regulation Load	Minimum Load	Maximum Load	Peak
+3.3V	+5%, -3%	0.3A	20.0A	--
+5.0V	+/- 5%	3.0A	26.0A	--
+12.0V	+/- 5%	2.0A	13.0A	--
-12.0V	+/- 10%	0A	0.8A	--
-5.0V	+/- 10%	0A	0.5A	--
+5 Vsb	+/- 5%	0A	2.0A	--

(*) Total maximum combines load output on +3.3V and +5V rails should not exceed 185 Watts.



Description

P1 - Main Power

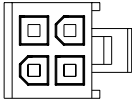


Connector Housing

Molex 39-01-2200 or Equivalent

1	Orange	+3.3V	11	Orange	+3.3V
2	Orange	+3.3V	12	Blue	-12VDC
3	Black	GND	13	Black	GND
4	Red	+5V	14	Green	PS_ON
5	Black	GND	15	Black	GND
6	Red	+5V	16	Black	GND
7	Black	GND	17	Black	GND
8	Gray	PWR OK	18	White	-5V
9	Purple	5 VSB	19	Red	+5V
10	Yellow	+12V	20	Red	+5V

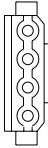
P2 – 4 Pin Processor Power



Molex 39-01-2040 or Equivalent

1	Black	GND	3	Yellow	+12V
2	Black	GND	4	Yellow	+12V

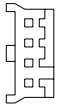
P3 to P5, P7 to P8 – Peripheral



Molex 8981-04P or Equivalent

1	Yellow	+12V
2	Black	GND
3	Black	GND
4	Red	+5V

P6, P9 – Floppy



AMP 171822-4 or Equivalent

1	Red	+5V
2	Black	GND
3	Black	GND
4	Yellow	+12V