

ENH-0635A-E



Features

EPS1U Rev 2.1 Compliant
Universal AC Input Voltage Auto-Sensing
Active PFC (Power Factor Correction)
Remote On/Off Sensing
Power good TTL Signal

Short circuit, Over Current & Voltage Protection
High Efficiency
IAPC, Wake-On-LAN Technology Ready
Auto-Sensing Thermal Control
Low Acoustic Noise

Specifications

Applies for

All Intel Processors up to Dual Xeon

Electrical Specifications

Input Voltage	115 ~ 230 VAC Auto Sensing
Frequency	47 ~ 63Hz
Input Current	6.0 Arms @ 115 VAC 3.0 Arms @ 230 VAC
Holdup Time	> 14 ms @ Full Load

Environmental Specifications

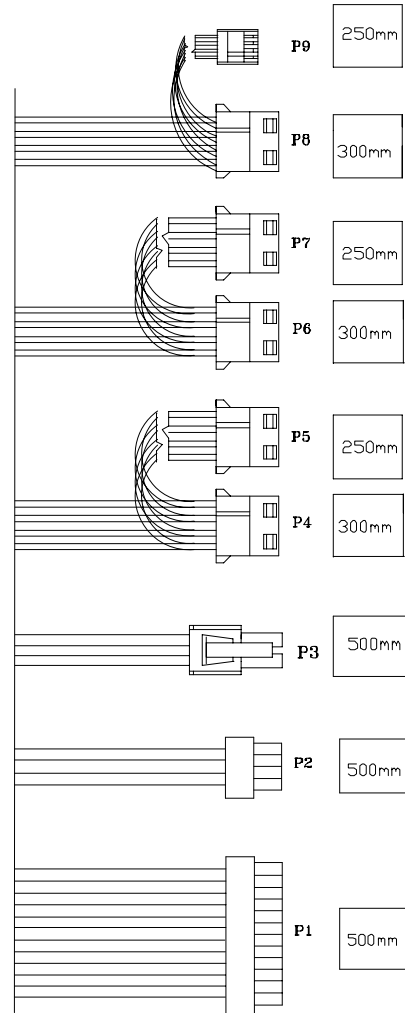
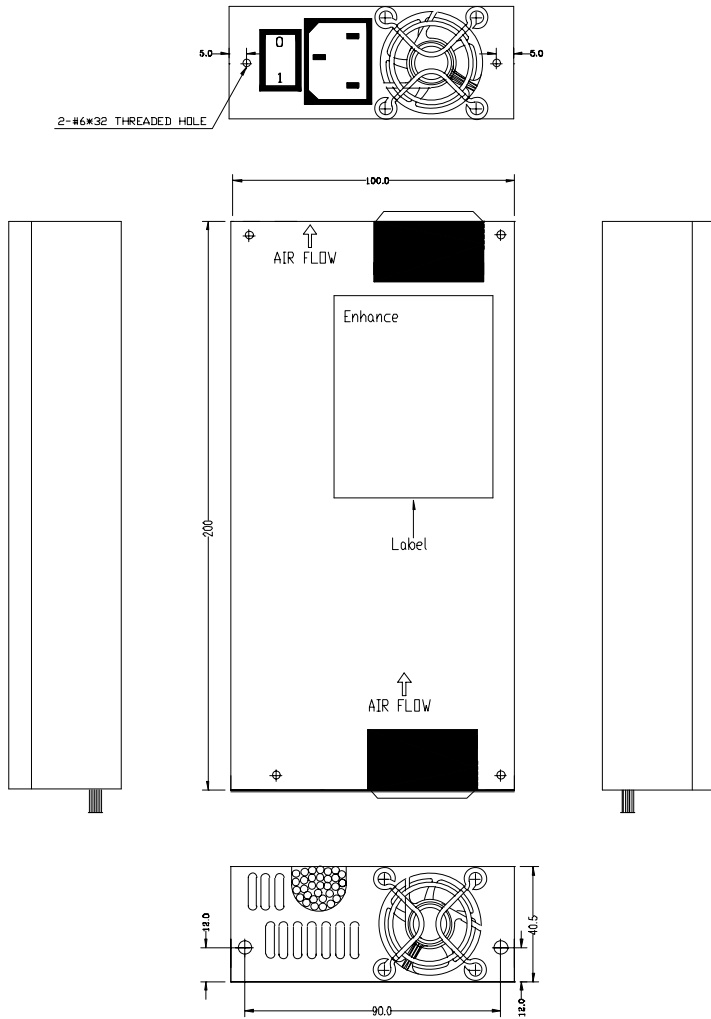
Operating/Storage Temp.	10~50°C/-20~60°C
Operating/Storage Humidity	85% / 95%
Operating/Storage Altitude	10,000/50,000 FT
MTBF	100,000 HRS
Safety Approvals	UL/CUL, CB, TUV

EMC Regulations FCC, CE

Output Specifications

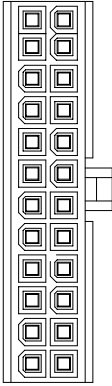
Voltage	Regulation Load	Minimum Load	Maximum Load	Peak
+3.3V	+/- 5%	1.5A	20.0A	--
+5.0V	+/- 5%	1.0A	20.0A	--
+12.0V1	+/- 5%	1.5A	16.0A	--
+12.0V2	+/- 5%	1.5A	12.0A	--
-12.0V	+/- 10%	0A	1.0A	--
+5 Vsb	+/- 5%	0.1A	2.0A	--

(*) Total maximum combines load output on +3.3V and +5V rails should not exceed 150 Watts.

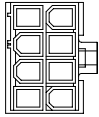


Description

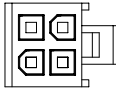
P1 - Main Power



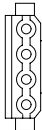
P2 - Processor Power



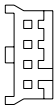
P3 - 4 Pin Processor Power



P4 to P8 - Peripheral



P9 - Floppy



Connector Housing

Molex 39-01-2240 or Equivalent

1	Orange	+3.3V	13	Orange	+3.3V
2	Orange	+3.3V	14	Blue	-12VDC
3	Black	GND	15	Black	GND
4	Red	+5V	16	Green	PS_ON
5	Black	GND	17	Black	GND
6	Red	+5V	18	Black	GND
7	Black	GND	19	Black	GND
8	Gray	PWR OK	20	NC	Reserved
9	Purple	5 VSB	21	Red	+5V
10	Yellow	+12V2	22	Red	+5V
11	Yellow	+12V2	23	Red	+5V
12	Orange	+3.3V	24	Black	GND

Molex 39-01-2080 or Equivalent

1	Black	GND	5	Yellow	/Black	+12V1
2	Black	GND	6	Yellow	/Black	+12V1
3	Black	GND	7	Yellow	/Black	+12V1
4	Black	GND	8	Yellow	/Black	+12V1

Molex 39-01-2040 or Equivalent

1	Black	GND	3	Yellow	/Black	+12V1
2	Black	GND	4	Yellow	/Black	+12V1

Molex 8981-04P or Equivalent

1	Yellow	+12V2
2	Black	GND
3	Black	GND
4	Red	+5V

AMP 171822-4 or Equivalent

1	Red	+5V
2	Black	GND
3	Black	GND
4	Yellow	+12V2